


Wire rope lubricator

Model LCC



Why use lubricant?

The use of lubricant considerably reduces the friction factor and as a result, it minimizes the two related factors:

- Abrasion on wire rope cover.
- Heating generation.

Why Should we Relubricate the Cables ...?

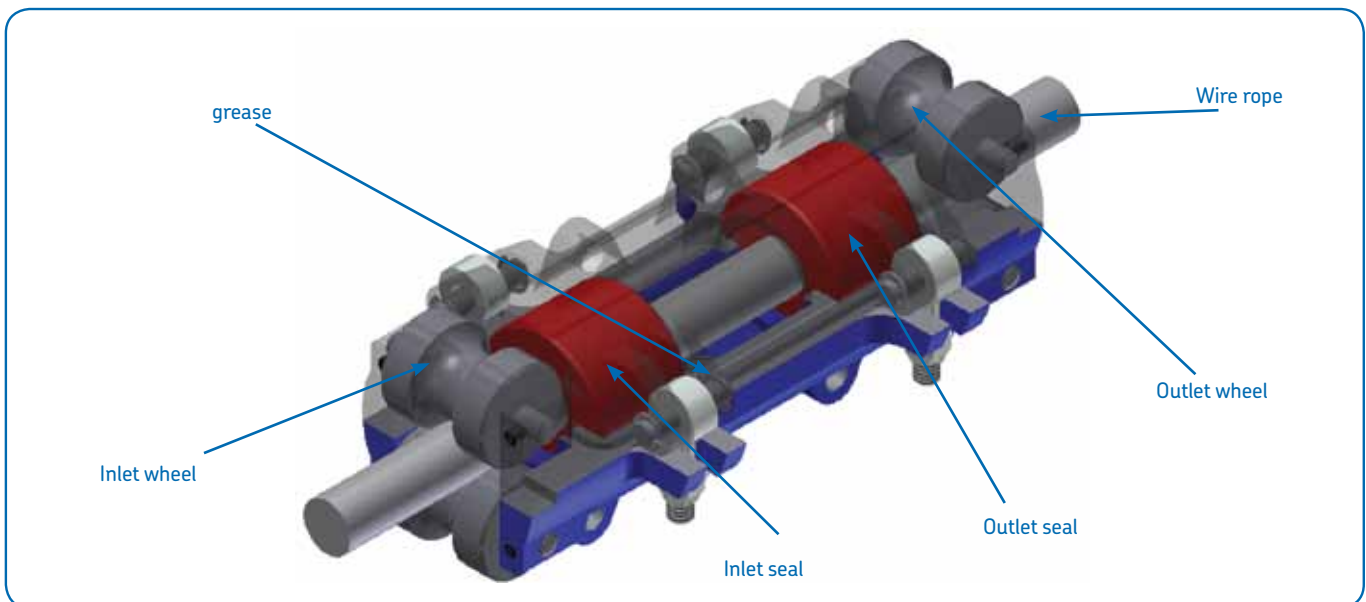
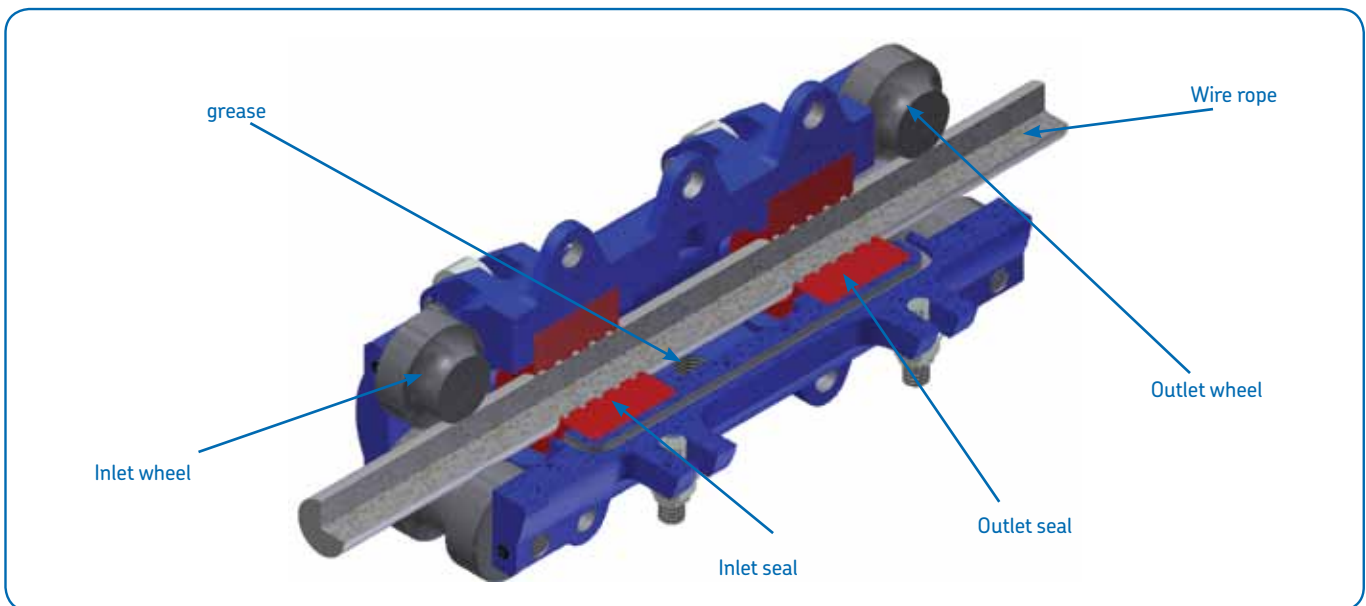
The life cycle of a steel wire rope periodically lubricated will be around 6-8 times longer.

Another reason to lubricate a steel wire rope in service is to prevent corrosion of wires.

Corrosion can be internal and external, and it is due to different causes such as: acids, alkaline waters, corrosive salt air, humidity, fumes, abrasive and industrial environments in general.

To sum up, lubrication:

- Reduces friction
- Protects against corrosion
- Adheres to each wire





It eliminates manual lubrication and, in turn, obtains higher results, since lubricants are fed through great pressure directly into the steel wire rope core depending on the lubricant characteristic.

SKF LCC wire rope lubricator is the ideal fitting to apply the right quantity of grease to the wire rope surface, retaining the excesses and adequately distributing the lubricant on the entire outside surface.

Features

- Supports all types of greases
- Easy to use in any wire rope
- No more manual lubrication
- It stops corrosion
- It protects the ropes
- It penetrates the wire rope core
- Less waste and dirt
- Fast and efficient
- Robust design to work in
- Harsh environments

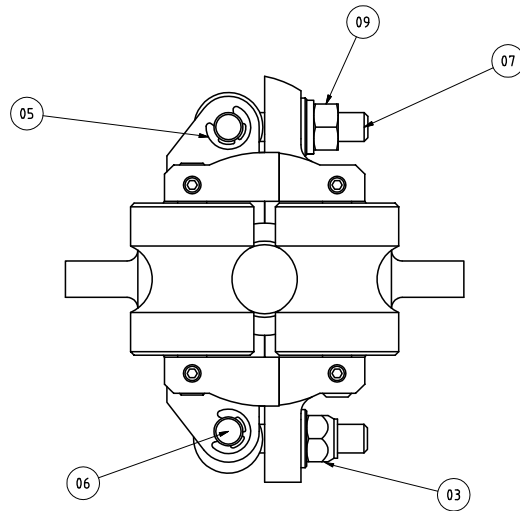
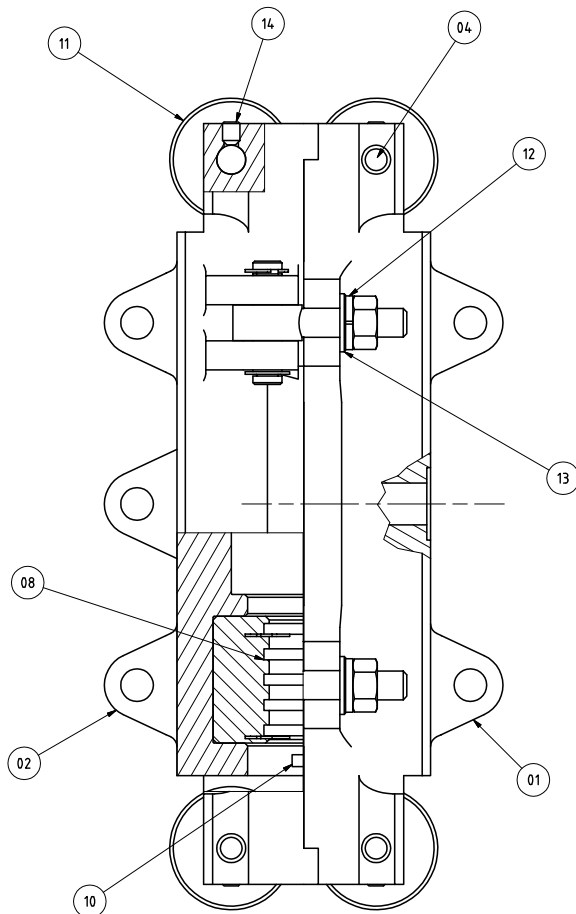
Main Applications

- Travelling crane
- Wharf cranes
- Ship cranes
- Deck winches
- Ship hoists
- Wire ropes for rovs (Remote Operated Vehicles)
- Winding machines in mines
- Mobile cranes
- Oil & gas rigs
- Chains and ropes



Operation

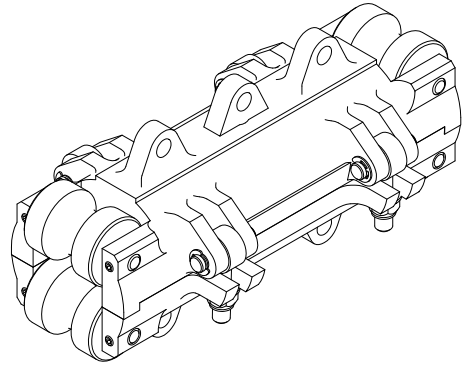
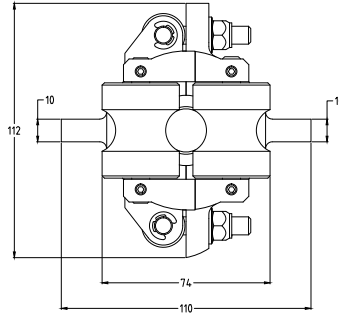
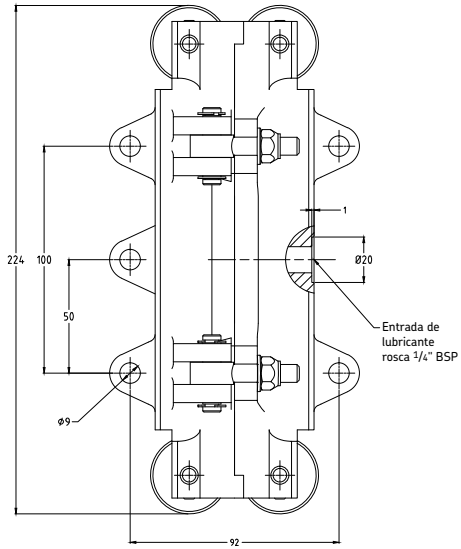
- 1 The lubricator has an internal chamber that has to be filled with grease through the pump.
- 2 The grease in the chamber is removed through the wire rope going through the inner part of device.
- 3 The seals function is to avoid excessive lubricant in the wire rope.
- 4 There is no risk of seals breaking due to pressure because of the clearance between the seals and rope.
- 5 The only purpose of inlet and outlet wheels is to help the wire rope move inside the device and avoid a sudden seal wear off.



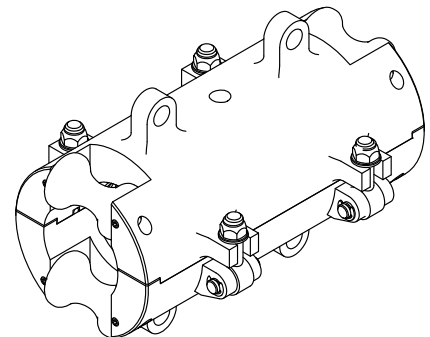
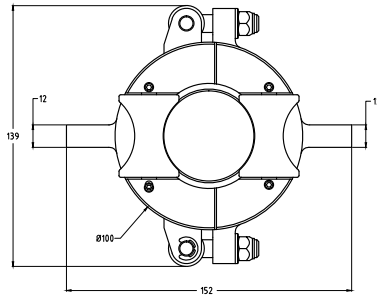
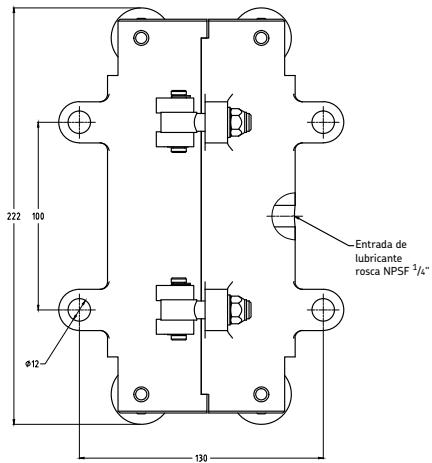
No.	Description	Qty.	Material
01	Upper body	1	SAE-120
02	Lower body	1	SAE-120
03	Lock Nut, 5/16" NF thread	2	
04	Roller shaft	4	SAE-1038
05	Lock washer 6RS DIN6798 Ø6	8	
06	Closing shaft	4	SAE-1038
07	Lock screw	4	SAE-1010
08	Scraper bushing	2	Polyurethane
09	Nut R.W. 5/16" x 18 F/P	2	
10	O'ring cord W=Ø 3,53 Length=170	1	Nitrile
11	Rollers	4	SAE-12L14
12	Spring washer 5/16"	2	
13	Flat washer 5/16"	4	
14	Clutch adjust screw NF N°10 x 1/4	4	

(* Dimensions: 7/16", 1/2", 9/16", 5/8", 11/16", 3/4", 13/16", 7/8", 1", 1-1/4" and 1-7/8"

Dimensions



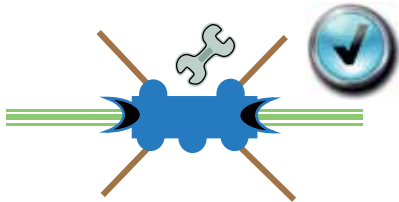
1				DENOMINACION: CONTACTO	ESC: 1:1	⚠
4				ORDEN PREC. 224.380		
3				PLANO DE CONTACTO: 0266		
2				TOLERANCIAS GENERALES: B D3		
1						
REV.	FECHA	DESCRIPCION	INOMBRE	FECHA		
OBJETO	FECHA	INOMBRE				
REVISOR	FECHA	INOMBRE				
APROBADO	FECHA	INOMBRE				
				SKF		
					LUBRICADOR DE CABLE LCC-1	
						5380




1				DENOMINACION: CONTACTO LUBRIF. CABLE	ESC: 1:1	⚠
4				ORDEN PREC. 224.380		
3				PLANO DE CONTACTO: 0266		
2				TOLERANCIAS GENERALES: B D3		
1						
REV.	FECHA	DESCRIPCION	INOMBRE	FECHA		
OBJETO	FECHA	INOMBRE				
REVISOR	FECHA	INOMBRE				
APROBADO	FECHA	INOMBRE				
				SKF		
					LUBRICADOR DE CABLE LCC-2	
						5086

Usage

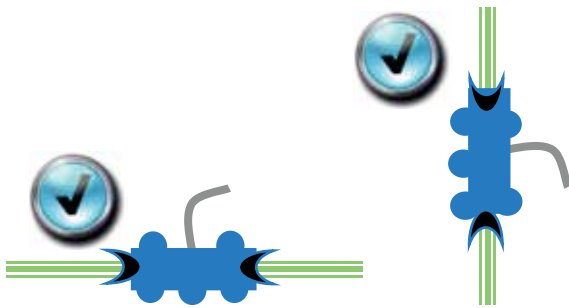
1 It is recommendable to fix the lubricator with cables or chains.



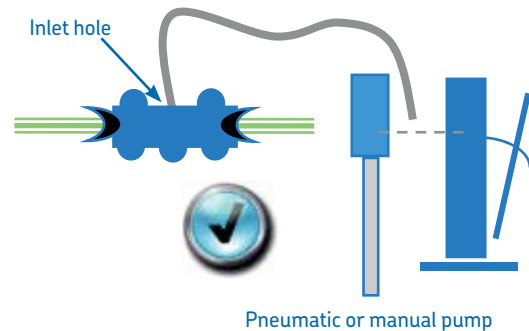
4 It is recommended to carry out this procedure in a place where the wire rope does not have transversal displacement.




2 The wire rope lubricator can be placed in any position



5 The lubricator may be refilled through a manual or pneumatic pump at the required pressure so as to ensure that the device is full of grease as needed.



3 When the wire rope is not being lubricated, the lubricator can be mounted; however, it is recommendable that it be dismantled so as to avoid the unnecessary wear of seals



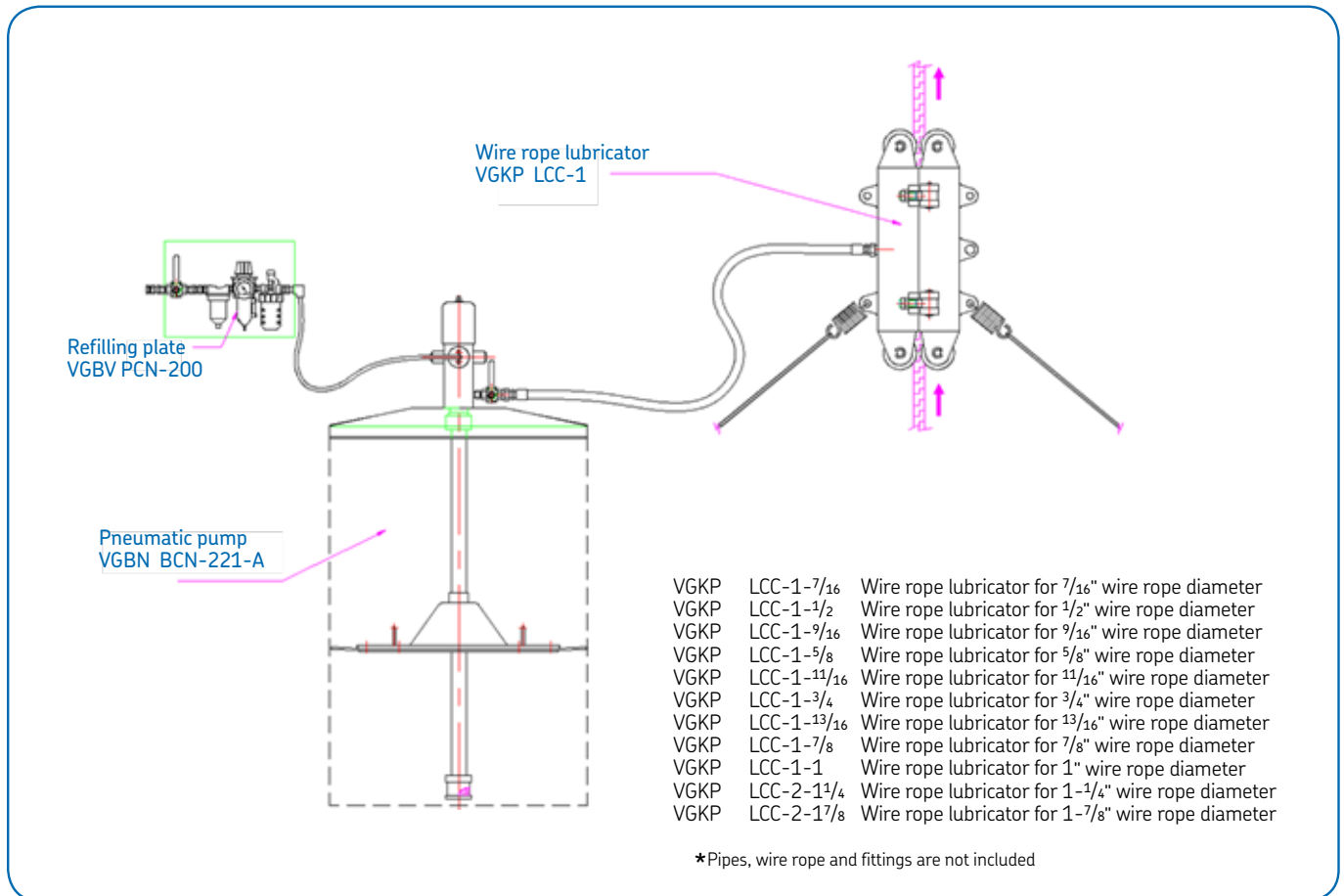
6 It is necessary to tight the nuts with the proper tools to close the device.

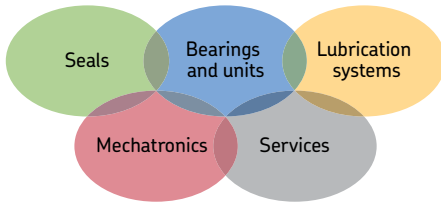
7 It is not necessary to control or measure the pressure to ensure that the amount of lubricant being fed by the pump is enough to maintain the wire rope properly lubricated.

8 The pump has to be connected to the lubricator through the lubricant inlet hole.

Specifications

Typical design of a wire rope lubrication system





The Power of Knowledge Engineering

Drawing on five areas of competence and application-specific expertise amassed over more than 100 years, SKF brings innovative solutions to OEMs and production facilities in every major industry worldwide. These five competence areas include bearings and units, seals, lubrication systems, mechatronics (combining mechanics and electronics into intelligent systems), and a wide range of services, from 3-D computer modelling to advanced condition monitoring and reliability and asset management systems. A global presence provides SKF customers uniform quality standards and worldwide product availability.

This brochure was presented by:

SKF Lubrication Systems Argentina

Pte. Roca 4145
Rosario - Santa Fe
Argentina

Tel: +54 341 4655777

© SKF is a registered trademark of the SKF Group.

© SKF Group 2013

The contents of this publication are the copyright of the publisher and may not be reproduced (even extracts) unless prior written permission is granted. Every care has been taken to ensure the accuracy of the information contained in this publication but no liability can be accepted for any loss or damage whether direct, indirect or consequential arising out of the use of the information contained herein.

PUB ###/### 00000 EN · September 2013

Certain image(s) used under license from Shutterstock.com

